

Link News Letter



Hello everyone!

We hope you have had a lovely week and not got too wet! We would like to wish our wonderful Dads/Carers a lovely day on Sunday.

As usual we have lots of news, pictures, activities and information for you all to browse through. We really enjoy putting our version of the newsletter together and seeing what interesting adventures you've all been up to. Thank you so much to everyone for your input, without it, it would be very boring!

Take care, Stay safe!

Love from 14US team

Link News Letter

Jimmy has had a trip out for the first time since lockdown! "Freedom at last!" "Do you recognise where I am yet?" I'm on a family day out to the Vets and then the Post Office via Bewdley up and over the Bridge. Jimmy thoroughly enjoyed a trip out in the van, even though he would have liked to stay out longer! All was good when he got home though as Mum made him a nice hot chocolate! Yummy! Do you like it with cream and marshmallows?



Link News Letter

Mason is concentrating on listening to the pouring rain outside. Who heard the thunder? Was it loud? Click the link to see Mason listening to the storm

<https://youtu.be/b9Gn-rzGqgw>

Mason we know you are used to loud noises aren't you? Are you playing AC/DC on your keyboard with your sister Abbey? You could make a band and get some of your school friends to join in. We have some great musicians in class!



Link News Letter

Fern has been working hard in her stander again this week. Mum, Deb has been helping Fern to plant sunflower seeds and tomato plants. Will your sunflowers be as tall as you are in your stander Fern? We will have to have a competition of who's sunflower is going to be the tallest. How many tomatoes can you spot? Maybe you could donate some for our school plant sale!



Link News Letter

Timothy has had a musical week playing on his guitar and keyboard. There you go Mason a member for your boy band!



We love your new beanbag Tim! You look extremely comfortable, surrounded by all your favourite things!

What beautiful paintings Tim. “Dark and light” and also a “nature” one. We know you’re not too keen on touching the paint, so well done to you! That’s how we find out whether we like or dislike things. By exploring them!



Link News Letter

Jessica has been exploring nature and went for a trek in the garden where she spotted some froglets in the pond! Mum, Nat put one on her lap. Jess you don't look too sure about it! You're very brave!



Jess has also been enjoying the book "To kill a Mockingbird" sounds exciting, you certainly look very relaxed! What book are you going to read next?

Is that Yorkshire puddings you're making there? Good whisking! Don't spill any Jess, we all love one with our Sunday Roast!



Link News Letter

Jack has had a lovely week. He has been doing some stretching in his stander as well as swimming every day! Jack has also been outside using his senses to explore the environment. What a great idea to use the space blanket to listen to in the wind and bubbles to see which way the wind is blowing.



Link News Letter

Kyle has also been exploring nature this week and searched for items to create his nature table. He liked the smell of the freshly cut grass and he laughed when his chair went over the twigs and he heard them snap!



Kyle has also made his very own happiness box. He helped to choose the materials to decorate his box by feeling them and expressing his favourites. He is thinking about what he can put inside. I bet there will be a list of favourite songs and music.



Link News Letter



We had great fun this week on our very first class zoom! Everyone remembered our African Safari story and joined in brilliantly so well done everyone! Megan even bought her giraffe to show us which made us all laugh.

Don't worry if anyone missed it this week, we will be doing one each week now so you will be able to join the fun.

If you did miss it you catch a snap shot of the story on the website.

Link News Letter

A Big hello to our friends at college, hope you are all well. We are hoping that some of you will join one of our next zoom sessions and join in with a story. We will let you know when this will be.


Click on the link to see the highlights from the beach story you kindly invited us to join

<https://eur02.safelinks.protection.outlook.com/?url=https%3A%2F%2Fyoutu.be%2F2FI2jZt48SA54&data=01%7C01%7Cbarry.carpenter%40montreux-healthcare.com%7Ca8c1006838c349ddbb7708d811dbf11f%7C5155f12c32724628a463f9fbdb37000f%7C0&sdata=zKtkr%2F6mRVqvm8JNZxe3lzZ%2F9H6M67Qy6HF2wua9c6k%3D&reserved=0>

We have attached a Fathers day activity and certificate for you in this weeks edition. Hope you enjoy and see you all very soon

Best Dad in the World!

Awarded to






Date _____ Signed _____

Best Daddy in the World!

Awarded to



Date

Signed



www.twinkl.co.uk

World's Greatest Dad!

Awarded to



Date _____

Signed _____

twinkl

www.twinkl.co.uk

Super Dad!

Awarded to _____



Date _____ Signed _____

3D Father's Day Trophy

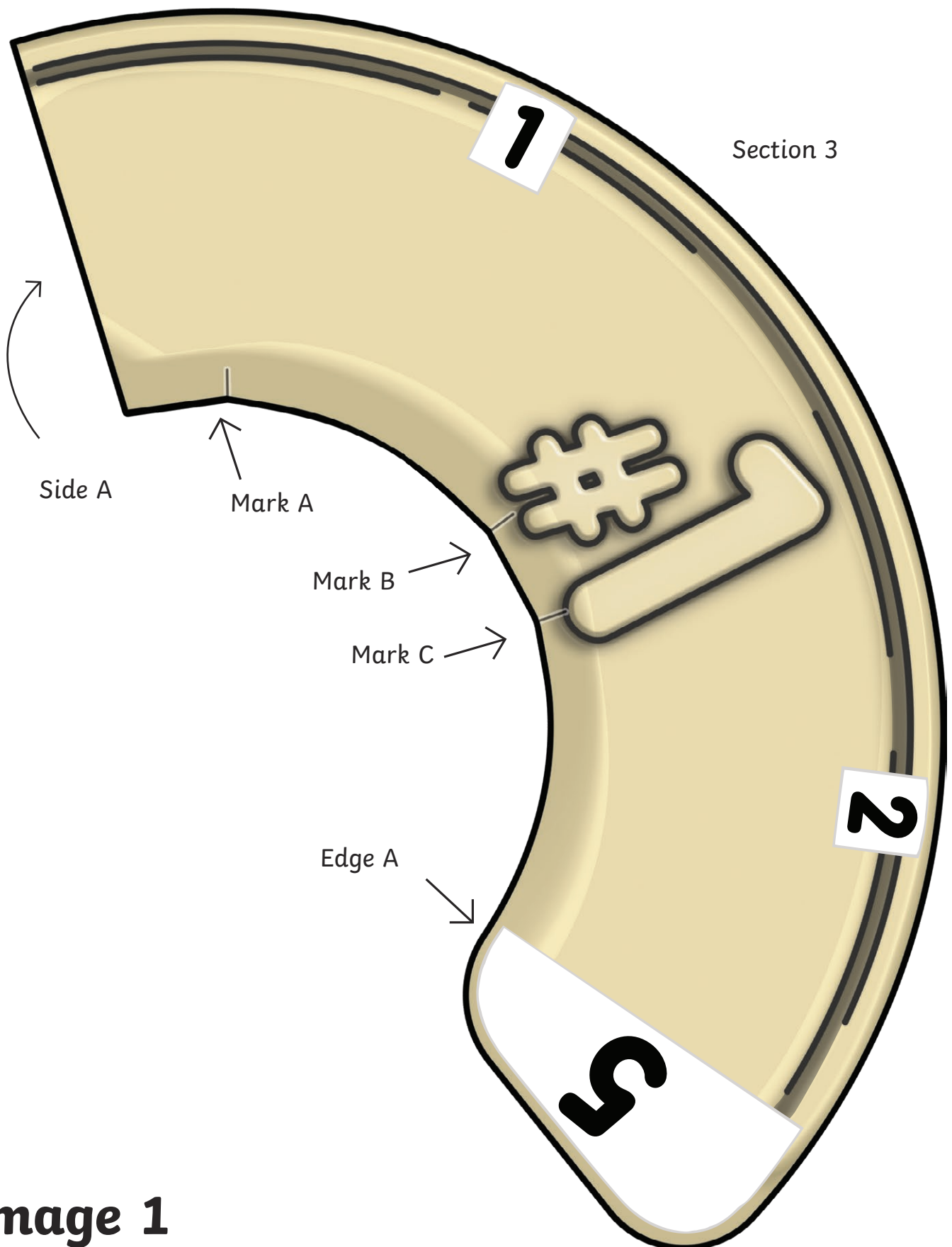


Image 1

3D Father's Day Trophy

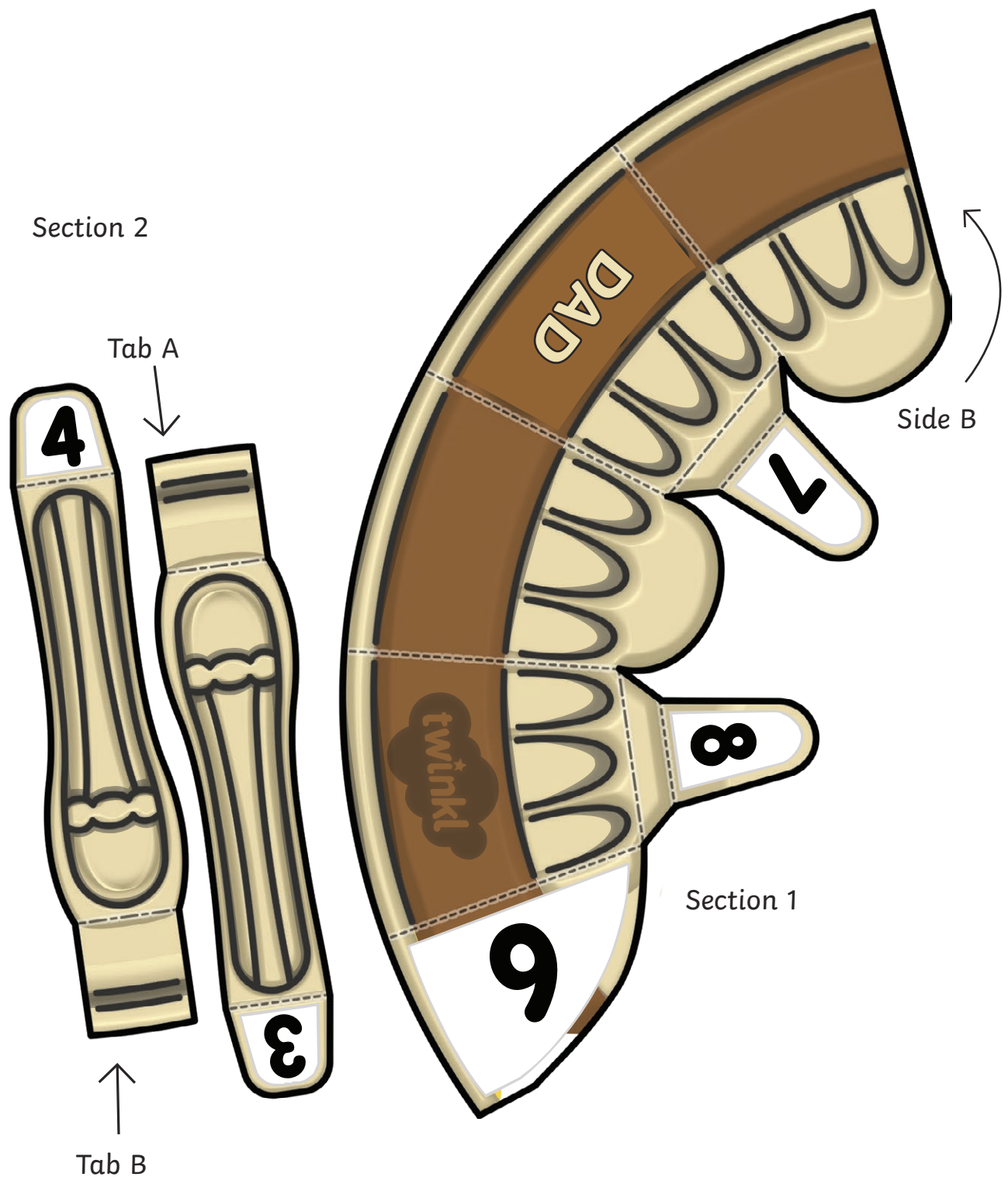


Image 2

3D Father's Day Trophy Instructions

1. Cut out images 1 and 2. Make sure to note on the back the letter of each mark and tab.
2. With image 1, glue number 5 behind side A. (Align edge A with mark A)
3. With image 2, create the folds on section 1.
4. Now glue number 6 behind side B.
5. Glue number 7 inside section 3 between the marks of B and C.
6. Now glue number 8 inside section 3.
7. With image 2, create the folds.
8. Glue number 3 to number 1 on section 3 creating a 'C' shape curve and glue tab A inbetween the cup head and the base making sure you still have the 'C' shape curve.
9. Glue number 4 to number 2 on section 3 creating a 'C' shape curve and glue tab B inbetween the cup head and the base making sure you still have the 'C' shape curve.