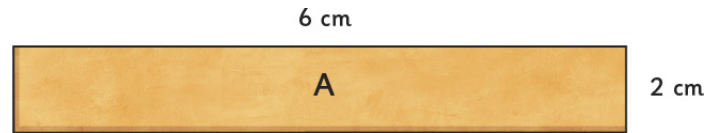


# Snapping Crocodile

Follow the instructions to make the moving mechanism.

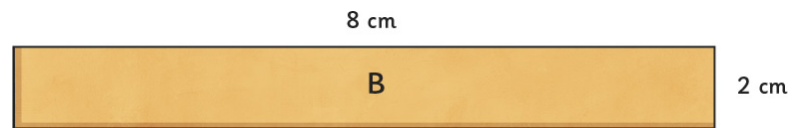
## Step 1

Cut **one** strip of card with the measurements:  
**6cm x 2cm (A)**



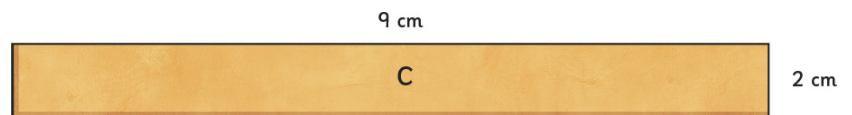
## Step 2

Cut **one** strip of card with the measurements:  
**8cm x 2cm (B)**



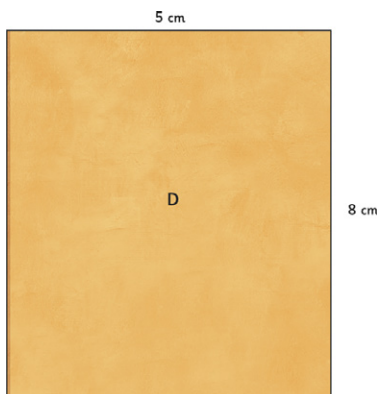
## Step 3

Cut **one** strip of card with the measurements:  
**9cm x 2cm (C)**



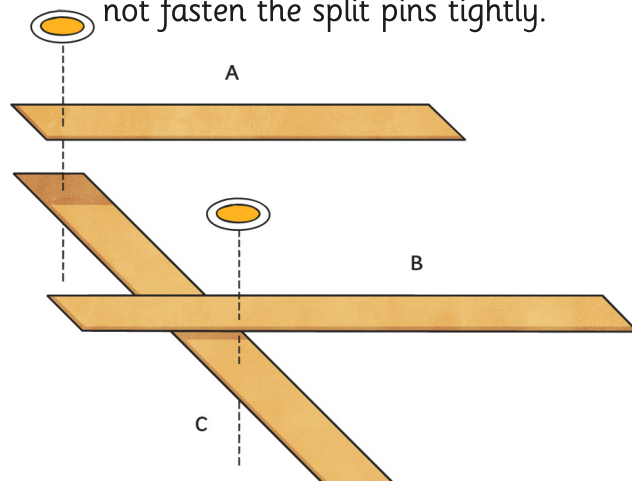
## Step 4

Cut a rectangle with the measurements:  
**5cm x 8cm (D)**



## Step 5

Split pin the three strips together in the positions shown. Do not fasten the split pins tightly.



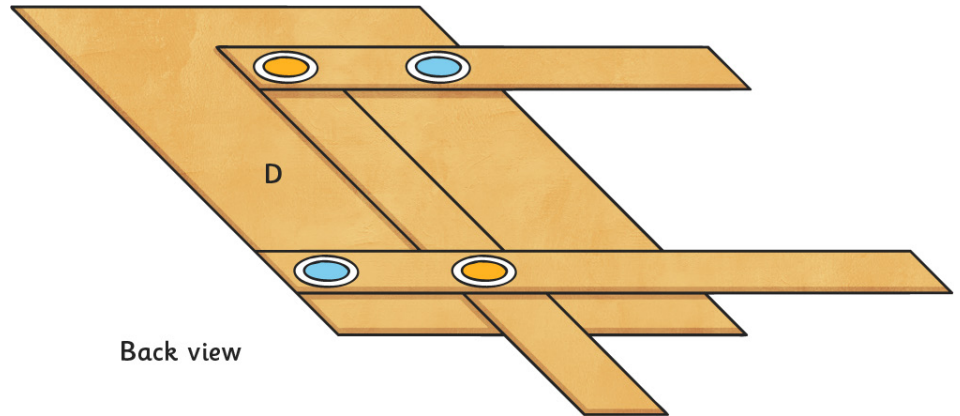
# Snapping Crocodile



Follow the instructions to make the moving mechanism.

## Step 6

Split pit the strips to the rectangle in the position shown. Do not press the split pin tightly.



## Step 7

Draw and cut out two sets of teeth and glue the teeth onto the strips. Push the slider up and down to operate the jaw.

